

Anciently, two people were needed to carry out the hair removing process. Nawa3em String Scissors is designed to provide the most comfortable hair removing process utilizing the scissors and two fingers only.



www.Nawa3em-Online.com



General
Trading &
Contracting

A Product of and copyrights:
Aiman Bohendi General Trading and Contracting Est.
Office 418, Mekka St., Al-Anoud Complex, Fahahil - KUWAIT
Phone: +(965) 2 3912 418

www.ABGTC.com

www.Nawa3em-Online.com



NAWA3EM
STRING
SCISSORS



www.Nawa3em-Online.com



NAWA3EM STRING SCISSORS

Women for many centuries used the string hair removal method. it is the most natural and most used across the middle east. It always been done using two hands. This innovative tool gives you the String Hair removal method that any one can do in the privacy of their home. low cost high quality design.

Nawa3em String Scissors is a String Scissors tool to utilize the ancient string hair removal method with ease and convenient.

“Threading, or Khite, has been around for many hundreds of years, and continues to be a traditional way of removing hair in parts of Asia and the Middle East. A few years ago, it experienced a sort of come back in the West as all sorts of Eastern things (including Rumi and hennaing) became popular. It is still widely available in ethic salons and salons specializing in natural hair removals.” HairChick.com

“Threading hair is an ancient method commonly practiced in Eastern countries, like Egypt and India, but is becoming very popular here in the West. Threading removes the entire hair follicle, lasting up to 6 weeks.” About.com

1 - Unpack your New Nawa3em String Scissors ensuring that the seal was not broken before hand. If the seal broken when purchased please consult store purchased from as the string used is sterilized anti bacterial string.

2 - The product is usually shipped with the string a bit lose to avoid accidental breakage of the line. The package includes replacement string for backup. Also, we do provide anti bacterial replacement string for replacement sold separately.

3 - Wash face and wipe clean. apply some powder if preferred. Use the scissors in the best technique that suits your face shape and hand movement. The scissors is designed to be able to use it in both opening and closing movement for best efficiency. however you may need time to get used to it. Applying ice to face after use maybe soothing for skin.

4 - Scissors can also be used on light hair area like arms.

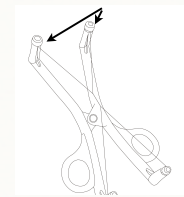
5 - The string is replacable by removing the old string, reapply the new string by tighing one end to the bottom groove section. twist around both strings 3-4 times.

6 - remove the top knob to insert the string in the small hole on it. wrap the string on the knob and reinsert it in the groove of the body of the scissors. Once done Tighten both knobs equally.

For best result use our replacement string (sold seperately).



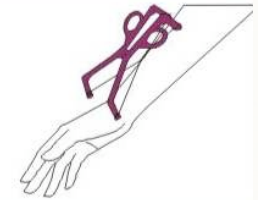
1 - Unpack Your New Nawa3em String Scissors.



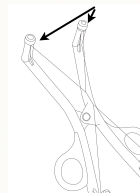
Tighten the string using the 2 top knobs



3 - Use scissors on face after cleaning. Face must be dry.



4 - Use scissors on arms as well if needed.



5 - Replace the string by removing the top section first then bottom.



6 - Remove the knobs on the top to insert the new string in the small hole on the knob.